

IICSA Hajj

Your first steps to the journey of a lifetime!

Part 2 - Umrah Step-by-Step

Contents

- **NOTE:** *This presentation consists of 5 parts in 5 separate files. Part 1 is essential to understanding the Hajj and Umrah and should be viewed first.*
 - ✓ Part 1: Introduction
 - ✓ **PART 2: UMRAH STEP BY STEP**
 - Part 3: Hajj Step by Step
 - Part 4: Visiting al-Madinah
 - Part 5: Miscellaneous

Contents of Part 2

Umrah Step-by-Step

- **Umrah Step-by-Step**

- Ihram & Talbiyah - الإحرام والتلبية
- Tawaf – الطواف
- Sa'y between Safa and Marwa - السعي بين الصفا والمروة
- Halq or Taqseer (Shaving or Hair Cutting) – الحلق أو التقصير

- **Stay in Makkah**

Contents of Part 2

Umrah Step-by-Step

- Ihram
- Tawaf
- Sa'y between as-Safa and al-Marwa
- Halq - Shaving the head

OR

Taqseer - Trimming the hair

Umrah Summary

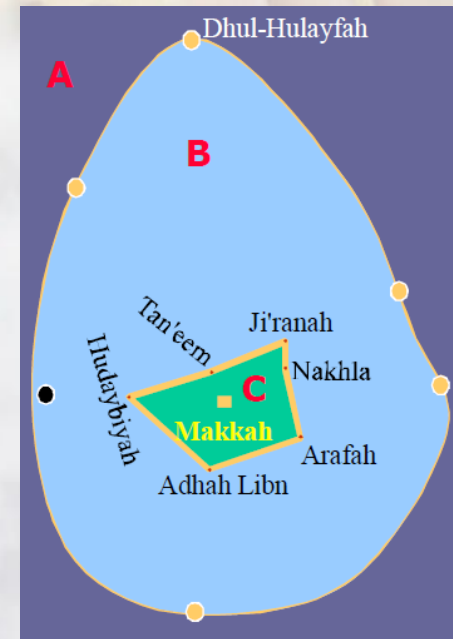
- Ihram
- Tawaf
- Sa'y between as-Safa and al-Marwa
- Halq - Shaving the head

OR

Taqseer - Trimming the hair

Ihram for Umrah

- A. If you are coming from outside (Africa, Europe, Madinah, etc.), assume Ihram at or before the Meeqat.
- B. If you are within the Mawaqeet limits but outside the Haram of Makkah (like Jeddah), assume Ihram from your place.
- C. If you are inside the Haram of Makkah (in your residence in Makkah for example) then you have to go outside the Haram of Makkah to make Ihram (this is a requirement for Umra).



Tan'eem (or Masjid 'Aisha) is the closest point outside the Haram of Makkah. You have SAPTCO buses from the Saptco Bus Stop in front of King Fahd Gate, running 24hrs between Haram and Tan'eem. Or take a taxi.

Ihram for Umrah

- **Preparation for Ihram**

- Clip moustache.
- Clip nails; remove pubic and armpit hair.
- Take a shower (Ghusl) for Ihram. This is a Sunnah.
- Put perfume on your body (head, beard, ...).
- Put Ihram garments (Rida' & Ezar) (إزار و رداء) – (Men only).
- Pray two Rak'at, or a prescribed Salat, if it's time for it.

Ihram for Umrah

NOTE: *Up to this point, all what you did is **preparation for Ihram.***

Make the **intention & say:**

Labbayk Allahumma Umrah

(Here I am O Allah, (intending) Umrah)

From this point you are in a state of Ihram!

Talbiya

- After intention is made, recite ***talbiya***, **ALLOUD**:

**Labbaik allaahumma labbaik, labbaika laa
shareeka laka labbaik,
Innal hamda wan ni'mata laka wal mulk,
laa shareeka lak.**

*Here I am O Allah, here I am. Here I am, there is no
partner with You, here I am.*

*Verily all praise is for You, and every bounty is from You,
and all dominion is Yours - You have no partner.*

Talbiya

- Talbiyah should be continued until you see the Ka'bah
(or until the Ramy of the largest Jamrah in the case of Hajj).
- Make Talbiyah especially:
 - While descending or ascending during travel.
 - Joining a party of people.
 - After every Salat.
 - And in the morning and evening

Talbiya

- Talbiyah should be recited **ALoud**.
- Making Talbiyah in a low voice is **against** the Sunnah of the Prophet SAW.

The Prophet said: ***Jibreel came to me and asked me to tell my companions to raise their voices with Ihlal (i.e. Talbiyah).***

[Ahmed and Tirmidhi]

- Narrated Abu-Bakr As-Siddeeq: ***The Prophet was asked, "What is the best of Hajj? He said: al-'ajj (i.e. raising the voice with Talbiyah) and ath-Thajj (i.e. shedding blood for the sake of Allah: animal sacrifice).***

[Tirmidhi, Ibn Majah, Daarimi]

Talbiya

- Talbiyah is a Sunnah.
- Repeating the Talbiyah after a "guide" is also permissible.

Ihram & Talbiya *(for women)*

- It is equally a Sunnah for a woman to shower before Ihram.
- A woman in her Hayd (menstruation) or Nifaas (postnatal bleeding) takes a shower and assumes Ihram, but does not pray the 2 Rak'at of Ihram.
- The majority of scholars say that a woman should make Talbiyah in a low voice. But some say that there is no difference between men and women in that respect except if she fears to cause Fitnah.

'AISHA (RA) USED TO SAY THE TALBIYAH LOUDLY.

Prohibitions of Ihram

CLOTHING:

- Men cannot wear any sewn clothes such as a shirt, turban, hooded cloak, trousers, underwear, etc., socks or shoes. Women can wear their normal clothes, but without covering their faces or hands.
- What is forbidden to wear during the state of Ihram is not stitched materials in themselves but those garments that are made to fit the limbs and are usually worn by people in normal state, such as shirts, pants and T-shirts.
- You should not wear gloves, although there is no harm in wrapping the hands in cloth.
- Men cannot cover their head with something that touches it.

Prohibitions of Ihram

FRAGRANCE:

- You should not perfume yourself, your clothing, your food or drink after entering Ihram. You should also abstain from cleansing yourself with scented soap.
- There is no harm in what remains of the effect of perfume used prior to Ihram.

Prohibitions of Ihram

SEXUAL INTERCOURSE:

- ... and all matters leading to it such as kissing, touching, or talking with one's wife/husband about intercourse or related matters.

CLEANSING:

- You should **NOT** remove any hair from any part of the body.
- You should **NOT** clip your nails.
- You should **NOT** kill lice.
- It is reported that the Prophet took a bath while in a state of Ihram.

Prohibitions of Ihram

WEDDING:

- You shouldn't be wed or make marriage proposals for yourself or others.

HUNTING:

- You should **NOT** hunt or assist someone in hunting.
- You should **NOT** kill animals *except* those that are harmful or that would attack people, such as mice, snakes and scorpions.

Expiation for the Violation of Ihram Prohibitions

The restrictions of Ihram, in terms of Fidya, are 4 categories:

- No Fidya: for wedding
- A camel or a cow as a Fidya: for sexual intercourse before the first Tahallul. In addition, the Hajj is void and needs to be performed the next year.
- The same animal or its equivalent as Fidya: for hunting
- Fidya that is a choice between fasting 3 days, feeding 6 needy people or slaughtering a sheep or goat (in the Haram of Makkah): for cutting hair and the rest of the restrictions.
- The above applies whether the violation happens for a valid reason (like illness) or not. If there is no valid reason, then it is a sin and repentance is required in addition to the Fidya.

Permissible of Ihram

- There is no harm in using an umbrella, the roof of a car or tent for shade.
- There is also no harm in carrying your baggage atop your head, or carrying a backpack.
- Wearing sandals that do not cover the ankles.
- Wearing a ring or a watch (on your wrist or hung from your neck).
- Wearing a hearing aid, a speech aid.

Permissible of Ihram

- Wearing eye glasses or contact lenses.
- According to most scholars, it is permissible for you to cleanse yourself with unscented cleansers and to wash and scratch your head and body, even if some of your hair falls unintentionally.
- Washing your Ihram garments or put on new ones.
- Wearing a belt to keep your money and documents, and to tie your Ezar (the lower part of the Ihram). Stitched belts are permissible.

Pitfalls of Ihram

- Crossing the Meeqat without Ihram. This violates a Wajib and requires an animal sacrifice.
- Thinking that Ihram is putting the 2 towels. Making the intention of Hajj or Umra or both is the essence of Ihram.
- Thinking that the 2 Rak'at before Ihram are a condition to Ihram or a Wajib. Ihram is valid even without any Salat.
- Thinking that Ghusl (shower) or Wudu is a condition of Ihram. It is only a Sunnah, and the Ihram is valid without it.
- Uncovering the right shoulder (Idtiba') at the Ihram and during all the Hajj and Umra. Idtiba' is a Sunnah during the Tawaf of arrival ONLY.

Pitfalls of Ihram

- Thinking that anything that has stitches is forbidden to wear during Ihram. Only sewn clothes made to fit the limbs are forbidden.
- Women in their menses thinking that they cannot assume Ihram and pass the Meeqat without Ihram. The only ritual a woman in her menses cannot perform is Tawaf.
- Women thinking that Ihram requires particular clothes or white clothes. The only Ihram requirement for women is to uncover their face and hands.
- Starting a Hajj or Umra and quitting before completing it.
- After Ihram is made the Hajj or Umra **MUST** be completed, regardless of whether it's the Fardh Hajj or Nafl (optional).




GOING TO MASJID AL HARAM



Hotels





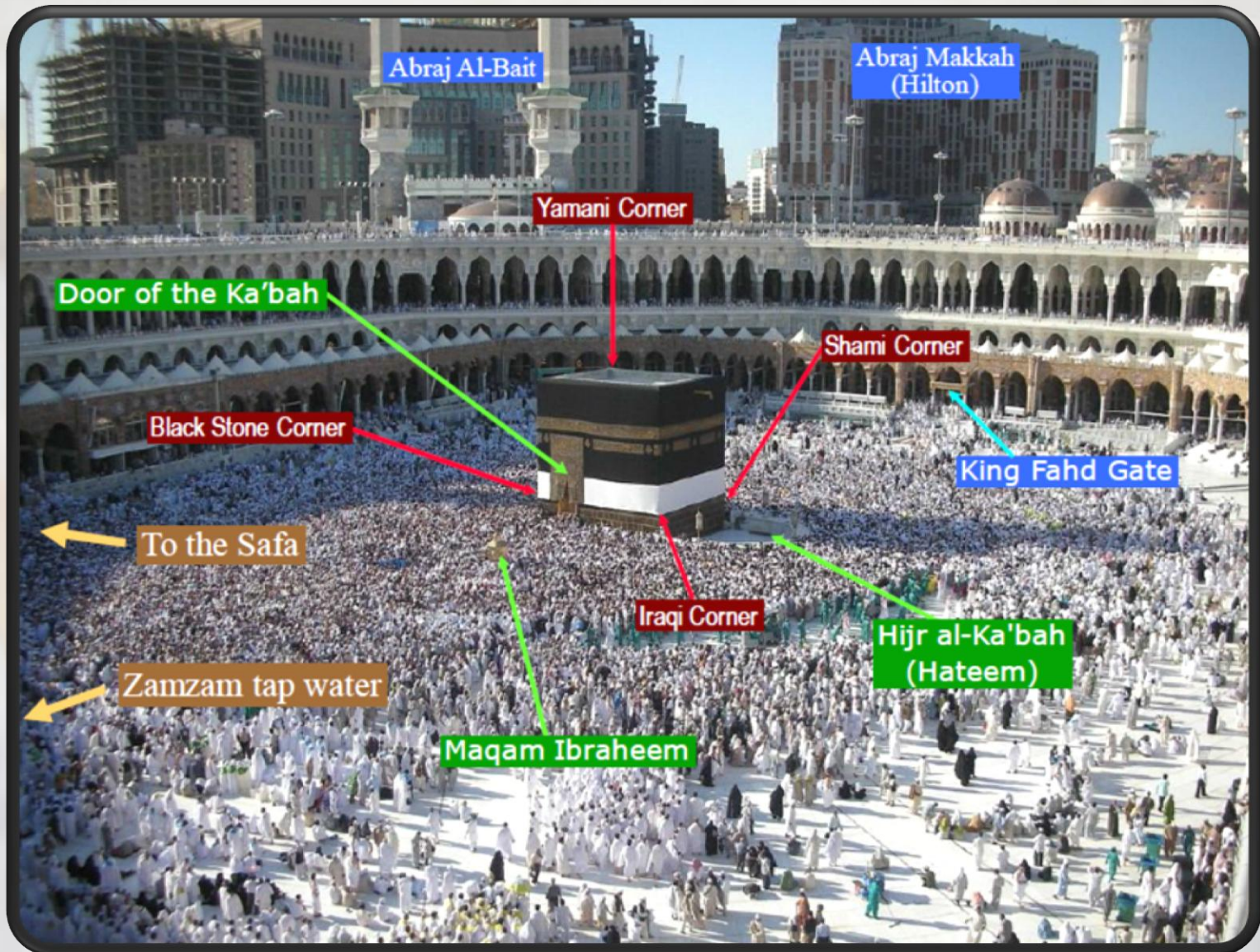
Abraj al-Bait

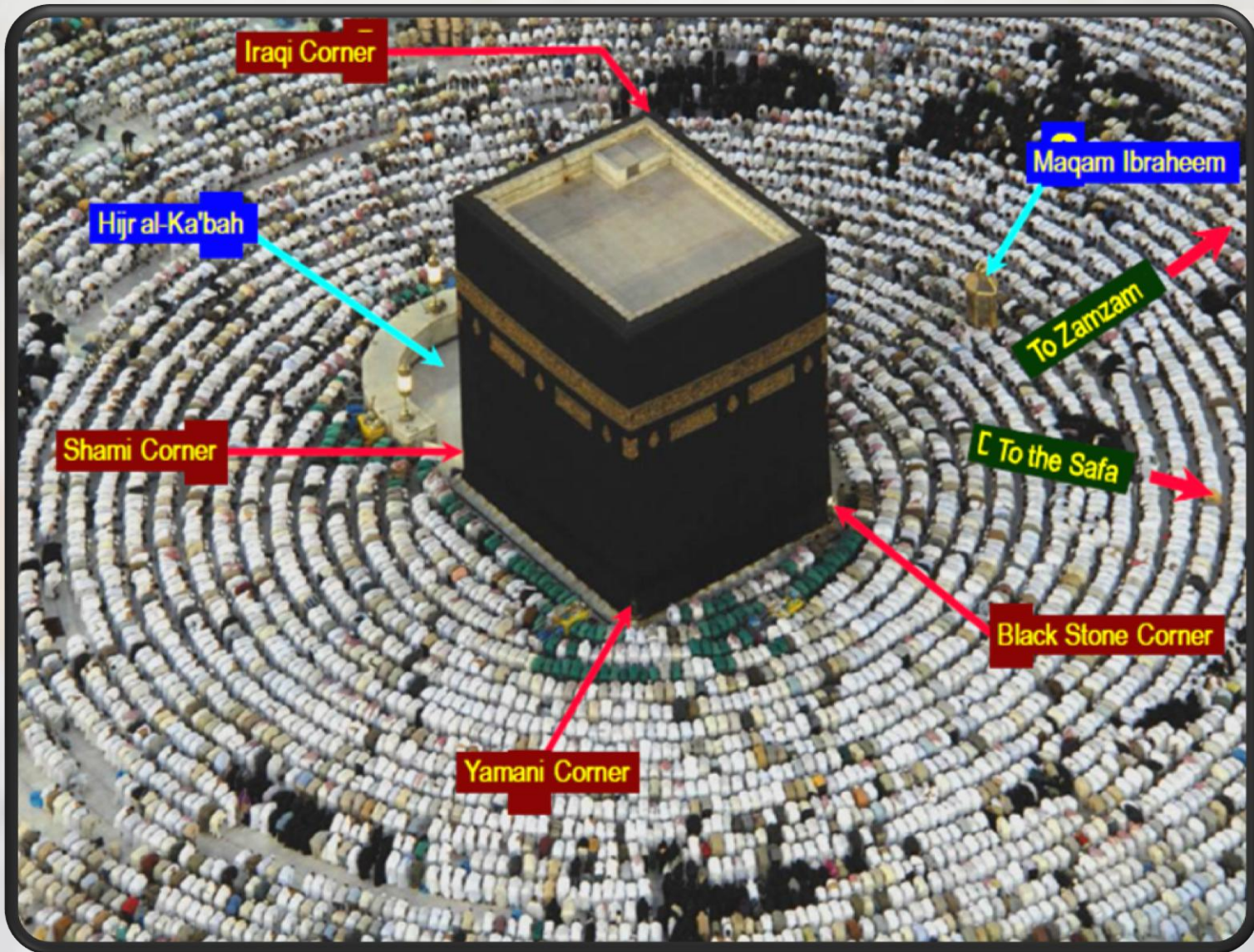
© 2009 Lead Dog Consulting

Image © 2009 Google

Google










Floods in the past



Rainy Days

NOWADAYS, RAIN
DOES NOT
PREVENT PEOPLE FROM
PERFORMING TAWAF



Tawaf Al Qudoom - *(Arrival)*

- Arrive at Al-Masjid Al-Haram
- The Black Stone
- Tawaf
 - Al-IdTiba'
 - Ar-Ramal
- Pray two Rak'at of Tawaf

Arrive at Masjid Al Haram

- Take a bath (Ghusl) before entering Makkah, if possible (Sunnah).
- When you enter the Masjid do not forget to enter by the right foot, and say:

**Allaahumma salli `alaa muhammadin wa sallim, allaahumma
aftah lee abwaaba rahmatika.**

*O Allah, send prayers and peace upon Muhammad (pbuh), O Allah
open the doors of Your mercy for me.*

**A'oodhu billaahi-l `adheem wa bi wajhihi-l kareem wa
sultaanihi-l qadeem Mina-sh shaitaani-r rajeem.**

*I take refuge with Allah, the Supreme, and with His Noble Face, and
His eternal authority from the accursed devil.*

Arrive at Masjid Al Haram

- When you see the Ka'bah raise your hands (Dua).
- And there is no Du'a established from the Prophet at this point. So you may make Du'a with whatever you wish.
- It is permissible to enter from any gate.

Arrive at Masjid Al Haram


- Dua established from Umar (RA):

**Allaahumma antas salaam wa minka-s salaam fa
Hayyinaa rabbanaa bi-s salaam.**

*O Allah! You are the Peace, from You is the Peace. O Allah! Greet us with the
Peace.*

The Black Stone

- Go straight to the Black Stone and facing it make Takbeer.
- Then touch it with your right hand and kiss it, and make Sajda upon it also, as the Prophet (SAW) did that.
- If your are not able to kiss it then touch it with your right hand then kiss your hand.
- If you cannot touch it you should make a sign towards it with your right hand and say Takbeer.
- And you do that in every circuit.



The Black Stone

- You do not have to touch the Black Stone for your Tawaf to be accepted.
- If it is crowded you may face your hand toward the Stone and say Allahu Akbar.
- Do not push and crowd to get to the Black Stone, according to the Prophet's saying to 'Umar.
- Hurting a Muslim is a great sin, while kissing the Black Stone is a Sunnah, not a Wajib.
- Do not stand at the Black Stone line for a long time. Make a sign towards it with your right hand, say Allahu Akbar and move on.

The Black Stone

- **EXCELLENCE IN TOUCHING THE BLACK STONE**

The Prophet (SAW) said: ***"Allah will raise up the Stone on the Day of Resurrection, and it will have two eyes with which it will see, and a tongue which it talks with, and it will witness in favor of everyone who touched it in truth."*** [Ahmad and ad-Daarimee]

And said: ***"Touching the Black Stone and the Yamani corner removes sins"***


[Made Hasan by at-Tirmidhee. Made Saheeh by Ibn Hibbaan, al-Haakim and Adh-Dhahabee]

- And said: ***"The Black Stone is from Paradise, and it used to be whiter than snow, but the sins of the idolaters turned it black."***

[Made Saheeh by at-Tirmidhee and Ibn Khuzaimah]


The Black Stone

- The Black Stone is broken into pieces as a result of damage inflicted through the ages (fire, flood, removal by the Qarmatians in 930 and returned back in 951).
- The remaining pieces are cemented and held in a silver frame.



Tawaf Al Qudoom

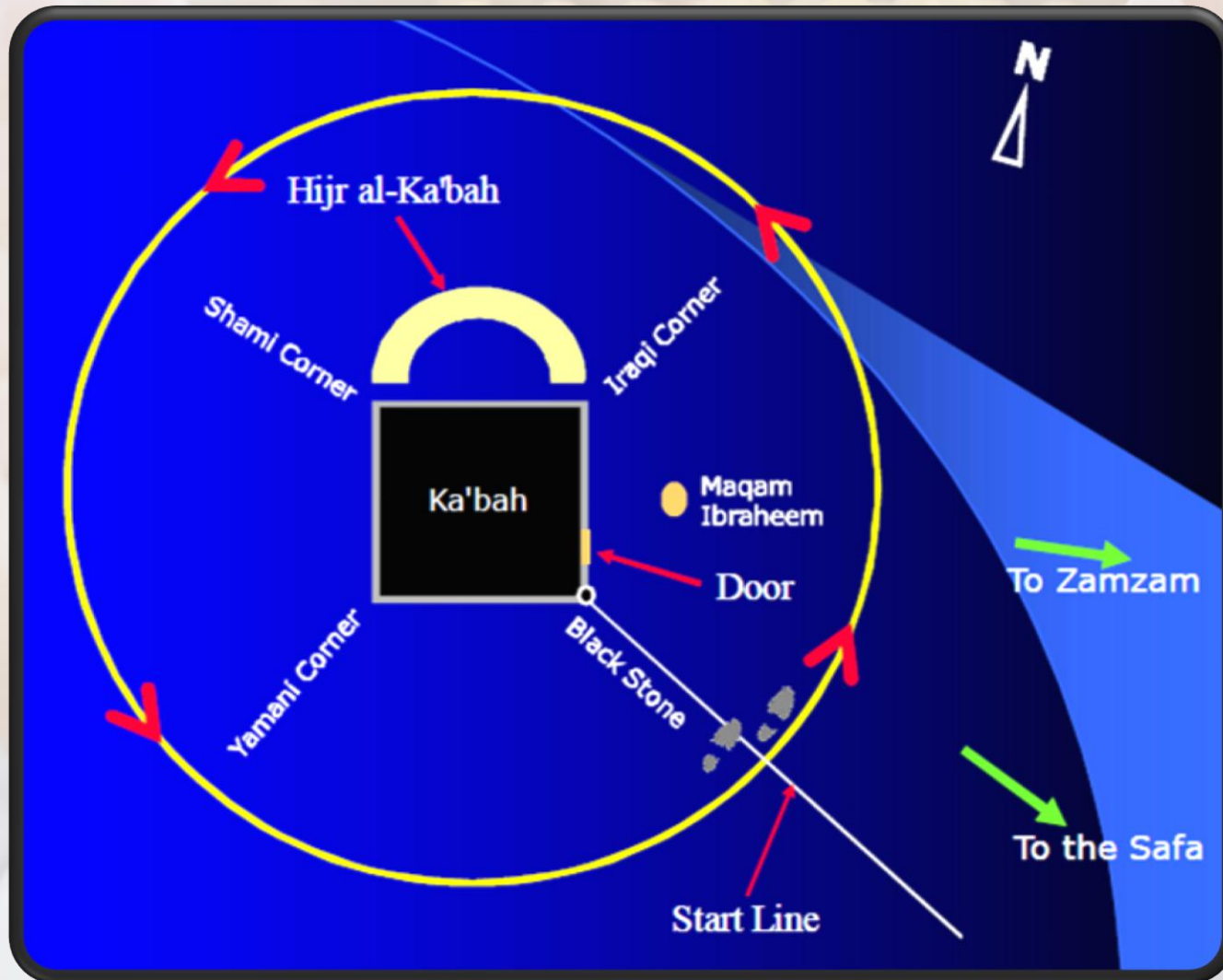
- Qudoom means arrival
- Tawaf around the Ka'bah
 - Start from the Black Stone
 - Ka'bah being to your left
 - Go around the Ka'bah past the Black Stone seven times
- Kiss the Black Stone or say Takbeer every time you pass by it (i.e. every circuit)



Tawaf Al Qudoom

- Two Sunnahs apply to this Tawaf:
- Ar-Ramal (for men only) a strong and quick walk with boldness, in which the shoulders are thrust forwards in the first three rounds, then walk normally in the rest
- Al-Idtiba' (for men only) wearing the Ihram under your right armpit and over the left shoulder throughout the seven rounds of Tawaf.

Tawaf



Tawaf

- All kinds of Tawaf, including optional Tawaf, consist of seven circuits around the Ka'bah.
- The Ka'bah should be to your left. Do not do Tawaf with your back or right to the ka'bah. Do not walk backwards.
- Tawaf shall be performed within the boundaries of Al-Masjid Al-Haram.
- A state of Wudu is required for all kinds of Tawaf.
- A menstruating woman **DOES NOT** make Tawaf until she becomes clean.
- You do not have to say your intention out loud to begin Tawaf.

Tawaf – Interruption

- Continue Tawaf without interruption, unless it is necessary, otherwise it will be void.
- When it is time for the obligatory Salat you stop your Tawaf, join the Salat in your place and then resume your Tawaf from where you left.
- If you need to go to the restroom you may interrupt your Tawaf and go. Make Wudu before coming back to resume your Tawaf. You resume your Tawaf from where you left. However, some scholars say that you need to start over from the beginning (this is a safer option).

Tawaf – Doubt

- In case of doubt about the number of circuits you performed you have to base your decision on the least number of circuits. For example if you have doubts whether you did 6 or 7 circuits, you base it on 6 and add one circuit.
- If you get doubts after you finish your Tawaf then you just ignore it and do not act on it.

Tawaf – The Other Corners

- Touch the Yamani corner with your right hand each time you pass. If you are not able to touch it then that's fine.
- Do not face your hand to the Yamani corner and say Allahu Akbar. This is only for the Black Stone.

Tawaf – Du'aa


- There is no particular dhikr for Tawaf, so you may read Quran or say any dhikr you like.
- Do not follow those Du'a books that make up a specific Du'a for each circuit around the Ka'bah. Read Quran and make Du'a from your heart and glorify Allah.
- Make Du'a by yourself it is better.
- You can say the Prophet's Du'a between the Yamani and the Black Stone corners:

**Rabbanaa aatinaa fi-d dunyaa hasanatan wa fi-l aakhirati
hasanatan wa qinaa 'adhaaba-n naar.**

*O Allah give us good in this life, and good in the Hereafter, and save us from the
Punishment of the Fire.*

Al Multazam

- Al-Multazam: you may cling to the place between the corner of the Black Stone and the Door of the Ka'bah (~6.5ft), placing your chest and face and forearms upon this place, and making Du'a.



AL MULTAZAM

Maqaam Ibraheem

- When you finish the 7th round, cover your right shoulder and move to the Place of Ibraheem and recite:

Wa-t takhidhoo min maqaami Ibraaheema musallaa.

“And appoint for yourselves a place of prayer on the standing-place of Ibraheem.”
[2,125]

- Place the Maqam Ibraheem between yourself and the Ka'bah and then pray two Rak'at. And recite therein Surat Al-Kafiroon and Surat Al-Ikhlās..

Maqaam Ibraheem



Maqaam Ibraheem

- It is usually possible to have the Maqaam in front of you while you pray the 2 Rak'as of Tawaf if you keep clear from the Tawaf area. If this is still not possible then you can pray anywhere in the Masjid.




Maqaam Ibraheem

- Traces of Prophet Ibraheem's feet as seen inside the structure. This is Maqam Ibraheem (not the structure).



Zamzam

- After praying you go to Zamzam and drink from it, and pour some of the water on your head.
- Then you return to the Black Stone, say Takbeer and touch it, as before, if possible.



Zamzam



Zamzam

The Prophet said:

“Zamzam water is for whatever (purpose) it is drunk for.”

[Ahmad and Ibn Majah]

The Prophet said:

“Zamzam water satisfies as food and cures illness.”

[Bukhari & Muslim]

Abdullah Ibn Abbas used to supplicate:

“O Allah, I ask of You beneficial knowledge, abundant provision and a cure from all disease.”

Sa'y Between Safaa & Marwaa

- Start with the Safa
- Recite Ayah [2,158]
- Make Dhikr and Du'a
- Walk to the Marwa (first lap)
- On the Marwa, do the same as on the Safa
- Walk back to the Safa (second lap)
- Complete seven laps in the same manner
- Finish at the Marwa



Sa'y Between Safaa & Marwaa

When reaching the foot of the safa recite:

***Inna-s safaa wal marwata min sha'aa'iri-l Ilaahi faman
hajja-l baita aw i`tamara falaa junaaha 'alaihi an
yattawwafa bihimaa wa man tatawwa'a khairan fa
inna-l Ilaaha shaakirun 'aleem.***

*“Surely the Safa and the Marwa are among the Symbols of Allah;
so whoever makes a pilgrimage to the House or pays a visit (to it),
there is no sin if he goes round them both; and whoever does good
of his own accord, then surely Allah is Grateful, Knowing.”*

Sa'y Between Safaa & Marwaa

Then say:

Nabda'u bima'a bada'a Allaahu bihi

We begin with that which Allah began with (i.e. the Safa).

(As the Prophet SAW said)

Then climb the Safa until you see the Ka'bah. But this may not be easy with today's construction. So it's sufficient to just face the Ka'bah.

Mount of Safaa



Sa'y Between Safaa & Marwaa

Once on top of the safa, face the ka'bah and say:

Allahu Akbaru, Allahu Akbaru, Allahu Akbar

Allah is great, Allah is great, Allah is great

***Laa ilaaha illaa Allahu waHdahu laa shareeka lahu, lahu-l mulk
wa lahu-l Hamd, yuHyee wa yumeetu, wa huwa 'alaa kulli shay'in
qadeer***

*None has the right to be worshipped but Allah, alone, without
partner. To Him belongs all sovereignty and praise, and He is over
all things omnipotent.*

Sa'y Between Safaa & Marwaa

Laa ilaaha illaa Allahu waHdahu laa shareeka lahu - anjaza wa'dahu wa nasara 'abdahu wa hazama-l ahzaaba wahdahu.

None has the right to be worshipped except Allah alone. He fulfilled His promise, gave victory to His Servant and singlehandedly defeated the allies.

SAY ALL THAT THREE TIMES, MAKING DU'A IN BETWEEN.

Sa'y Between Safaa & Marwaa

- Then you descend from the Safa and start walking in the direction of the Marwa.
- You walk till you reach the green sign-post .
- You then jog (in a medium pace) till you reach the next green sign-post. Then you walk up to the Marwa and ascend it.
- Do upon the Marwa as you did upon the Safa (Dhikr & Du'a).
- And that forms one complete lap.



Sa'y Between Safaa & Marwaa

- Then you return till you ascend the Safa, jogging between the two green sign-posts, and that is a second lap.
- Then you return to the Marwa, and so on till you complete seven laps finishing upon the Marwa.



You may make this du'a in sa'y:

Rabbi ghfir warHam innaka anta-l a'azzu-l akram.

Lord! Forgive and have mercy (on me), surely You are the most Noble, the most Generous.

Talq or Taqseer

- Then when you finish the seventh lap upon the Marwa you shorten the hair of your head, thus ending the Umra.
- Hair has to be trimmed from all over the head (a hair cut).
- It is not sufficient to cut hair from the sides only.
- Women trim their hair the length of a finger joint.
- Everything that became forbidden to you upon entering Ihram now becomes permissible again.



Pitfalls of Sa'y

- Raising the hands upon the Safa and the Marwa as in Salat.
- The Sunnah is to raise them as in Du'a facing the Qiblah.
- Jogging all the way between the Safa and the Marwa. The Sunnah is to jog between the two green sign-posts only.
- Reciting the Ayah [2,158] in every lap when approaching the Safa or the Marwa. The Sunnah is to recite it only once when reaching the foot of the Safa at the beginning of Sa'y.
- Some pilgrims think that a lap (Shawt) is going from the Safa to the Marwa and coming back to the Safa. That's two laps.
- Reciting a particular Du'a for every lap as found in some Du'a booklets. There is no such thing in the Sunnah of the Prophet SAW

Pitfalls of Sa'y

- Raising the hands upon the Safa and the Marwa as in Salat.
- The Sunnah is to raise them as in Du'a facing the Qiblah.
- Jogging all the way between the Safa and the Marwa. The Sunnah is to jog between the two green sign-posts only.
- Reciting the Ayah [2,158] in every lap when approaching the Safa or the Marwa. The Sunnah is to recite it only once when reaching the foot of the Safa at the beginning of Sa'y.
- Some pilgrims think that a lap (Shawt) is going from the Safa to the Marwa and coming back to the Safa. That's two laps.
- Reciting a particular Du'a for every lap as found in some Du'a booklets. There is no such thing in the Sunnah of the Prophet SAW



**STAY IN
MAKKAH**

Stay in Makkah

- If you did Tamattu', you completed your Umra and now remain in the state of "Hill" (being out of the state of Ihram) until the day of Tarwiyah (8th Dhul-Hijjah).
- While in Makkah use time wisely, it is so precious there.
- Avoid wasting excessive time on shopping and idle discussions.
- In the Haram, the reward for good deeds is multiplied many times, and so is the punishment for sins.
- Try not to miss any Salat in al-Masjid al-Haram; each Salat there is better than 100,000 Salat elsewhere: the equivalent of more than 55 years of Salat!

Stay in Makkah


- Make optional Tawaf as much as possible, as it is better than Salat in al-Masjid al-Haram. But do not exhaust yourself.
- Keep yourself busy with Salat, recitation of the Quran, Tawaf, Dhikr and reflection. Make lots of Du'a.
- Do not neglect other forms of Ibadah: charity, fasting, help others, say Salam, smile, etc.
- Try not to walk in front of any praying person in the Masjid.
- Beware of professional beggars; they know how to tell stories and how to cry!

Salat in Jama'ah



Hijr Al Kaa'bah

- 10 feet of the Hijr is part of the Ka'bah.
- If you get a chance to enter the Hijr, make sure you pray within the 10 feet next to the Ka'bah.




Performing Multiple Umrahs

- While staying in Makkah before or after Hajj, some pilgrims decide to perform multiple Umrahs, sometimes in the same day.
- Repeating the Umra is allowed but incurs hardship and causes many pilgrims to miss on Fardh prayers because of tiredness.
- If you have time make tawaf as many as you can.

Performing Multiple Umrahs

- Some make a Umra for:
 - A deceased person
 - A sick (permanent sickness) or an old person who is not able to perform Umra by himself/herself
 - Fulfillment of a pledge
 - Some scholars said a dead person
- One of the best Ibadat while in Makkah, after completing the Umra, is Tawaf. One can do as many Tawafs as one wishes.



?